



R

RENAISSANCE[®] HOTELS

Branding Idea Book
Renaissance Schaumburg
Convention Center Hotel

Ray Andel
Director of Events
(708) 344-4111 Ext: 114
ray@sourceoneevents.com



Renaissance Schaumburg Convention Center Hotel Welcomes Your Event!

A branding plan including renderings and sample images are required in advance for hotel approval by your Event Manager.

SourceOne Events assistance is required to hang any banners, signage, column wraps and other cling applications. Your Event Manager must approve all branding locations in advance. Only approved non-adhesive cling material provided by SourceOne Events may be applied.

The following items are prohibited:

- Promotional gummed stickers and / or labels
- Posted, nailed, screwed and / or otherwise attached to furniture, columns, walls, floors or any other part of the building

Based on the scope of your project, additional fees will be charged for building protection, equipment, furniture, rental space, labor, cleaning and Project Management.

Ray Andel is available to answer any questions you may have regarding proper branding placement. Please contact someone at (708) 344-4111 Ext: 114 or ray@sourceoneevents.com.



Convention Center Doors


High-Traffic areas provide branding opportunities with maximize exposure.

Graphic Elements

Vinyl Glass Clings



Standard or mesh material



Mesh Detail



Ballroom Hallway

From entryways to walkways, your brand message will be visible to foot traffic everywhere.

Graphic Elements

- ① Pull-up Banner
- ② Meter Board
- ③ Full Column Wrap



Graphic Location



Escalators Near Breakout Rooms

High-traffic areas provide branding opportunities that maximize exposure.

Graphic Elements

- ① Escalator Cling
- ② 22x28 Easel & Sign



Graphic Location

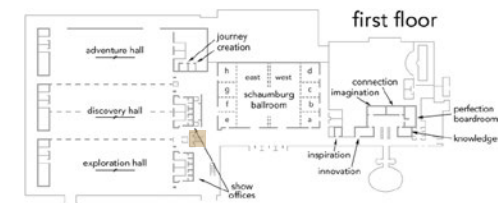


Main Staircase

From entryways to walkways, your brand message will be visible to foot traffic everywhere.

Graphic Elements

Vinyl Stair Riser Wrap



Graphic Location



Convention Center Side Foyer

Graphic Elements

- ① Hanging Banners
- ② Full 360 Fabric Column Wrap
- ③ Low Adhesive Column Cling
- ④ Easel & Sign



Graphic Location



Convention Center Stairs

Capture the attention of guests with these branding locations.

Graphic Elements

① Vinyl Glass Clings

➤ Ask for all glass railing branding locations

② Hanging Banner

③ Tile Floor Clings



Graphic Location



Schaumburg Foyer Entrance


Create a uniquely branded environment for your attendees.

Graphic Elements

- ① Vinyl Glass Clings
(standard or mesh)
- ② Carpet Floor Graphic
- ③ Low Adhesive Wall Cling



Graphic Location ■

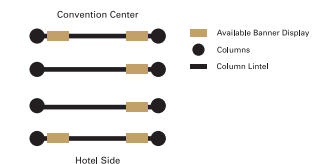


Schaumburg Foyer


Keep your brand prominent within the conference center at these locations.

Graphic Elements

Double-Sided Banners



Graphic Location



Schaumburg Foyer

Guide attendees to breakout rooms and other event areas.

Graphic Elements

- ① Low Adhesive Wall Cling
- ② 22" W x 28" Easel Sign
- ③ Pull-up Banners



Graphic Location



Schaumburg Foyer

Connect with your guests through memorable branded spaces.

Graphic Elements

- ① V-Structure Overlay Graphics



Graphic Location




2nd Floor Walkway From Hotel To Convention Center

Graphic Elements

- 1 Vinyl Glass Clings
- 2 Carpet Floor Graphic



Graphic Location




2nd Floor Walkway From Hotel To Convention Center

Graphic Elements

Vinyl Glass Clings
(standard or mesh)



Graphic Location



2nd Floor Walkway From Hotel To Convention Center

Graphic Elements

- ① Vinyl Glass Clings
(standard or mesh)
- ② Carpet Floor Graphic



Graphic Location



Want to brand more than what is shown? Ask us!



2nd Floor Stairs by Breakout Rooms

Connect with your guests through memorable spaces.

Graphic Elements

- ① Fabric Back-wall
- ② Vinyl Glass Clings (standard or mesh)
- ③ Carpet Floor Graphics



Graphic Location



2nd Floor Escalators Near Breakout Rooms

Capture the attention of guests with these branding locations.

Graphic Elements

- ① Vinyl Glass Clings
(standard or mesh)
- ② Meter Board



Graphic Location ■

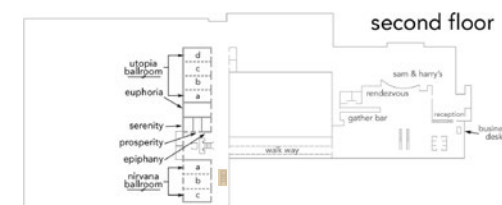


2nd Floor Escalators Near Breakout Rooms

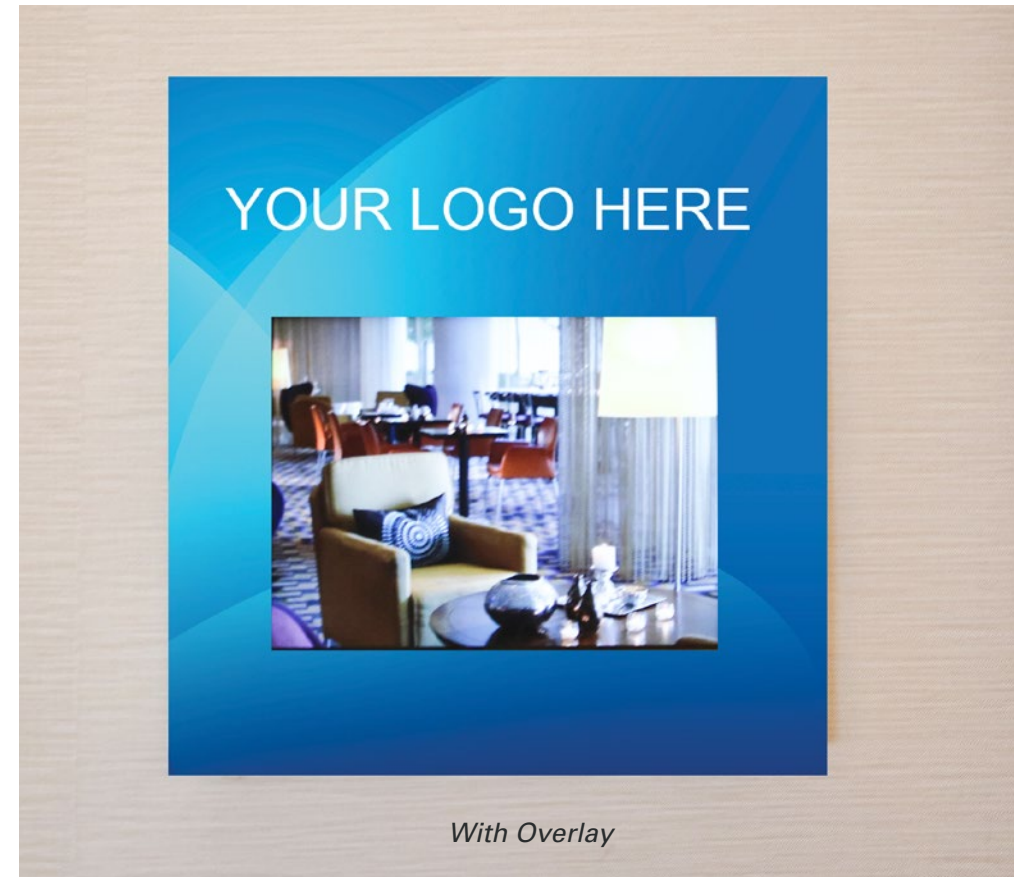
Create a uniquely branded environment for your attendees.

Graphic Elements

- ① Vinyl Glass Clings
(standard or mesh)
- ② Hanging Banner



Graphic Location ■



Breakout Room Graphic Overlay

Stay top-of-mind with event attendees throughout the conference center at these locations.

Graphic Elements

Foam Board Overlay

Charging Stations

Round Charging Tower

Code: CHARGE-TWR-RND
 Tower Size: 37" W x 37" D x 96" H



Square Charging Tower

Code: CHARGE-TWR-SQ
 Tower Size: 29" W x 21" D x 72" H



8-Bay Charging Locker

Code: CHARGE-LKR-8
 Stand Size: 19" W x 8" D x 80" H



Charging Table

Code: CHARGE-TWR-RND
 Tower Size: 23" W x 23" D x 43.5" H



Charging Coffee Table

Code: CHARGE-CFE-TBL
 Coffee Table: 48" W x 24" D x 18" H
 End Table: 24" W x 24" D x 18" H



Charging Strip

Code: CHARGE-STRIP-8
 Stand Size: 9.75" W x 4.75" D x 3" H



2 options for branding the charging strip or go with both for the most exposure.



Available Features

Electrical Backlit graphic available Lockable Door Video Screen

Kiosk Workstations

Available Features

 Laptop  Monitor  Electrical  Access Door

Kiosk Workstation 100

Code: KWS-100
 Kiosk Size: 40.5" W x 29" D x 96" H



Kiosk Workstation 101

Code: KWS-101
 Kiosk Size: 51.25" W x 29" D x 96" H



Kiosk Workstation 102

Code: KWS-102
 Kiosk Size: 47.5" W x 42" D x 96" H



Kiosk Workstation 103

Code: KWS-103
 Kiosk Size: 40.5" W x 21" D x 96" H



Kiosk Workstation 104

Code: KWS-104
 Kiosk Size: 40.5" W x 29" D x 96" H



Kiosk Workstation 105

Code: KWS-105
 Kiosk Size: 40.5" W x 29" D x 96" H



Kiosk Workstation 106

Code: KWS-106
 Kiosk Size: 103" W x 29" D x 96" H




Kiosk Workstation 107

Code: KWS-107
 Kiosk Size: 95.5" W x 21" D x 96" H



Kiosk Pedestals

Available Features

 Laptop  Electrical  Access Door

Kiosk Pedestal 100

Code: KPD-100
 Kiosk Size: 42" W x 42" D x 40" H



Kiosk Pedestal 101

Code: KPD-101
 Kiosk Size: 42" W x 42" D x 40" H



Kiosk Pedestal 102

Code: KPD-102
 Kiosk Size: 29" W x 29" D x 40" H



Kiosk Pedestal 103

Code: KPD-103
 Kiosk Size: 29" W x 29" D x 40" H



Kiosk Pedestal 104

Code: KPD-104
 Kiosk Size: 40.5" W x 29" D x 40" H



Kiosk Pedestal 105

Code: KPD-105
 Kiosk Size: 40.5" W x 29" D x 40" H



Kiosk Pedestal 106

Code: KPD-106
 Kiosk Size: 40.5" W x 21" D x 40" H



Kiosk Pedestal 107

Code: KPD-107
 Kiosk Size: 40.5" W x 21" D x 40" H



Entrance Units



Registration Areas



Custom Exhibits



General Service Contractor



Specialty Furniture



Backlit Towers



Poster Boards



Prohibited Areas

No branding is permitted in the following areas:

- | | |
|--------------------------------|--------------------------|
| Front entrance | Hotel entrance foyer |
| Flag poles | Foyer overhang |
| Hotel entrance glass doors | Tile floors |
| Hotel entrance overhead facade | Hotel-area glass windows |
| Hotel entrance main elevator | |

Ray Andel is available to answer any questions you may have regarding proper branding placement. Please contact someone at (708) 344-4111 Ext: 114 or ray@sourceoneevents.com.




NEED GRAPHICS?

SourceOne Events Is Your Event Branding Specialist!

Badges	Labels
Banner Stands	Menus
Business Cards	Pop Up Displays
Brochures	Post Cards
Die-Cut Stickers	Posters
Direct Mailers	Proposals
Door Hangers	Show Programs
Envelope	Tent Cards
Floor Clings	Tickets
Hanging Banners	Wall Clings

1-708-344-4111

Contact us about express pickup! 

View our expo products at displays.sourceoneevents.com

Produced By



☎ 877.SOE.EXPO

🌐 sourceoneevents.com

📍 160 Eisenhower Ln N, Lombard, IL 60148